

Download File PDF Motorola Q 9m User Manual

#Jenny



Finally I get this ebook, thanks for all these I can get now!

#Rio



Cool! I'am really happy

#Markus Jensen



I did not think that this would work, my best friend showed me this website, and it does! I get my most wanted eBook

#Hun Tsu



wtf this great ebook for free?!

#Che Salsa




My friends are so mad that they do not know how I have all the high quality ebook which they do not!


#Diego Butler



so many fake sites. this is the first one which worked! Many thanks

PINOUTS.RU 


Motorola A840, C650, E1, E398, I335, I425, ic902, IMOTO Q 9e, IMOTO Q 9m, V360, V361, V365 headset pinout



4 pin 3.5mm (2.5mm) plug connector at the headset cable

should work with V360, E315 and some others

Pin	Pin Name	Description
1	MIC	Mic +
2	R_SPKR	Right audio speaker
3	L_SPKR	Left audio speaker
4	GND	Common ground



Pinouts.ru - Pinout of Motorola headset and layout of 4 pin 3.5mm (2.5mm) plug connector
Contributor(s): Jon and others
Last updated: 2017-05-30 22:29:43

Pinout status: **71 / 0**
According to 71 reports in our database (7 positive and 0 negative) this pinout should be correct.

The page content generated by Pinouts.ru is for informational purposes only. Copyright © 2009-2019 by pinouts.ru team. No part of this webpage may be reproduced or transmitted in any form without written permission from Pinouts.ru. Pinouts.ru is not responsible for any damage or loss of data that may occur as a result of using the information provided on this website. Please use the information at your own risk. We have been made to ensure the page is correct, but it is the responsibility of the user to verify the data is correct for their application.

[Download PDF version of :](#)
Motorola Q 9m User Manual